

## WET OXIDATION OF WASTEWATER CONTAINING HYDROCARBONS BY NOVEL SUPPORTED Pd CATALYSTS

Se-In Cho, Doo Seong Kim\* and Seong Ihl Woo<sup>†</sup>

Department of Chemical Engineering, KAIST, 373-1 Kusong-dong, Yusong-gu, Taejeon 305-701, Korea

\*Daelim Engineering, Co., LTD., Res. & Develop. Div., 17-5 Youido-dong, Youngdongpo-gu, Seoul 150-010, Korea

(Received 17 October 1997 • accepted 27 November 1997)

**Abstract**—Pd catalysts supported on TiO<sub>2</sub>, ZrO<sub>2</sub>, ZSM-5, MCM-41 and activated carbon were used in catalytic wet oxidation of hydrocarbons such as phenol, m-cresol and m-xylene. It was found that the Pd/TiO<sub>2</sub> catalyst was highly effective in the wet oxidation of hydrocarbon. The activities of catalysts with various hydrocarbon species, catalyst support, oxidation state of catalyst performed in a 3-phase slurry reactor show that reaction on Pd surface is more favorable than that in aqueous phase and that the active site is oxidized Pd in catalytic wet air oxidation of hydrocarbons. Based on the experimental results, a plausible reaction mechanism of wet oxidation of hydrocarbons catalyzed over Pd/TiO<sub>2</sub> catalyst was proposed. This catalyst is superior to other oxide catalysts because it suppressed the formation of hardly-degradable organic intermediates and polymer.

**Key words:** Pd Catalyst, Wet Air Oxidation, Hydrocarbons, Wastewater, Mechanism

### INTRODUCTION

Until now, various methods for wastewater treatment have been developed. Among them, mainly three treatment methods and their modified versions have been used for industrial wastewater. The first method is a biological treatment. It is a well-known method for municipal wastewater treatment. The cost of this method is cheaper than the other methods. However, it needs a long treatment time and cannot treat concentrated wastewater. Moreover, if aldehyde compounds are present in wastewater, biomass can not survive [Nemerow and Dasgupta, 1991]. When the solid waste content is high enough to sustain combustion, incineration method is used. Sometimes, combustion additive is required to burn organic compound of low concentration in wastewater. Additives for incineration can raise its treatment cost. The third method is wet air oxidation (WAO) [Mishra et al., 1995; Kim et al., 1995].

Wet air oxidation is a modified form of Zimpro process. Zimpro process requires high pressure (16-200 atm) and temperature (200-370 °C) [Zimmermann and Diddams, 1960]. It needs high equipment cost and cannot remove COD (Chemical Oxygen Demand) in wastewater efficiently (40-80 % removal). Furthermore, because of high reaction temperature, ammonia compounds can be produced during process. Wet air oxidation can be performed under relatively low temperature and pressure with adequate catalysts. Three main methods using catalyst have been developed. Photocatalytic wet air oxidation has advantages in its low energy cost and effectiveness. However, there is a problem for light to penetrate wastewater in full depth. Hence, it is impossible to treat relatively large amount of wastewater [Bouquet-Somrani et al., 1996]. Super-

critical wet air oxidation adopted supercritical condition in wastewater treatment. The solubility of hydrocarbon increases under supercritical condition, which helps hydrocarbons to contact easily with catalyst in wastewater. However, this method is not economical because of cost [Gloyne and Li, 1995]. Catalytic wet air oxidation is operated at relatively mild temperature (100-250 °C) and pressure (10-100 atm). This method takes advantages in treating concentrated wastewater and industrial wastewater containing hydrocarbons which cannot be treated easily by biological and incineration method [Kim et al., 1995].

In wet air oxidation, hydrocarbons and unstable intermediates can be oxidized directly to CO<sub>2</sub> and H<sub>2</sub>O. In the other way, carboxyl acids, aldehydes and lower-molecular weight compounds produced during oxidation procedure, are oxidized to CO<sub>2</sub> and H<sub>2</sub>O [Li et al., 1991; Grover and Chaudhari, 1989]. Hydrogen abstraction from hydrocarbon produce alkyl radical which is easily oxidized to CO<sub>2</sub> and H<sub>2</sub>O and the site of hydrogen abstraction is the carbon bonded with OH or NH<sub>2</sub>. Aldehydes are further reacted to alkyl radical, carboxylic acids and CO<sub>2</sub>. Hydrogen abstraction in carboxyl acids happens at  $\alpha$  carbon.

The catalytic properties and characterization of novel Pd catalyst supported on TiO<sub>2</sub> of various crystalline structures, ZrO<sub>2</sub>, ZSM-5, MCM-41 and activated carbon in wet oxidation are reported in this paper. Based on these results, a reaction mechanism in WAO of hydrocarbons on Pd catalyst is also suggested.

### EXPERIMENTAL

#### 1. Catalyst Preparation

The catalysts used in this reaction were prepared by incipient wetness method. PdCl<sub>2</sub> was used as a Pd precursor. After

<sup>†</sup>To whom all correspondence should be addressed.  
E-mail: wsi@convex.kaist.ac.kr

impregnation of  $\text{PdCl}_2$  onto suitable support, it was dried at  $80^\circ\text{C}$  for 8 hr, calcined at  $400^\circ\text{C}$  for 5 hr and then reduced at  $310^\circ\text{C}$  with  $\text{H}_2$  for 2 hr.  $\text{TiO}_2$  having rutile or anatase crystalline structure,  $\text{ZrO}_2$ , ZSM-5, MCM-41 and activated carbons were adopted as a support.

Sol-gel method was adopted to prepare Pd catalysts supported on a hydrophobic support. Silica source such as methyl triethoxy silane (MTEOS) or tetraethoxy silane (TEOS) was mixed with titanium isopropoxide in isopropyl alcohol at the ratio of Ti to Si of 4. The mole ratio of source and solvent was 1:10. The resulting solution refluxed at  $80^\circ\text{C}$  under  $\text{N}_2$  for 4 hr, and then dried in rotary evaporator at  $100^\circ\text{C}$  for 2 hr. After drying, incipient wetness method was used. Calcination and reduction condition was performed at  $400^\circ\text{C}$  with  $\text{O}_2$  for 5 hr and at  $310^\circ\text{C}$  with  $\text{H}_2$  for 2 hr respectively. BET surface area of  $(\text{TiO}_2+\text{SiO}_2)$  [MTEOS+TEOS] and  $(\text{TiO}_2+\text{SiO}_2)$  [MTEOS] were 19 and  $22\text{ m}^2/\text{g}$ , respectively.

## 2. Reaction

The reaction was performed in a high-pressure 3-phase slurry reactor (1.8 L high pressure Parr reactor). Catalyst and 1 L of wastewater containing hydrocarbons was introduced to the reactor. Reactor was pressurized with  $\text{O}_2$  (99% pure) to 10 atm at room temperature, and then heated to reaction temperature. Reaction time was started to count after reaction temperature was reached. Sampling of reaction products was regularly taken.

## 3. Analysis

The sample was analyzed with HP5890 gas chromatography equipped with FID detector. Voccol capillary column (#4879-02B,  $30\text{ M} \times 0.53\text{ mm}$ ) was used. The crystalline structure of supports was analyzed with XRD (X-ray Diffraction; Rigaku D/MAX-IIIC). The intermediate species was investigated by GC-MS (Gas Chromatography-Mass Spectroscopy; Trio1000, Fisons).

BET surface area of  $\text{TiO}_2$  support were measured with automatic volumetric sorption analyzer (Micromeritics: ASAP 2000) and  $\text{H}_2$  chemisorption measurement after reduction with  $\text{H}_2$  at  $310^\circ\text{C}$  for 2 hr were performed with automatic volumetric sorption analyzer (Micromeritics: ASAP 2010C).  $\text{H}_2$  chemisorption procedure is as follows;

- (1) Evacuation at  $350^\circ\text{C}$  for 30 min after He purge
- (2) Evacuation at  $100^\circ\text{C}$  for 30 min
- (3)  $\text{H}_2$  adsorption at  $100^\circ\text{C}$
- (4)  $\text{H}_2$  adsorption at  $100^\circ\text{C}$  after evacuation at  $100^\circ\text{C}$  for 1 hr to remove physically adsorbed  $\text{H}_2$

## RESULTS AND DISCUSSION

### 1. Wet Oxidation over Pd Catalyst Supported on $\text{TiO}_2$

#### 1-1. Effect of Hydrocarbon Species on Wet Oxidation Rate

Fig. 1 shows the rate of wet air oxidation of different hydrocarbons catalyzed over 2 wt%  $\text{Pd/TiO}_2$  (rutile: Alfa). Phenol and m-cresol were decomposed into mostly  $\text{H}_2\text{O}$  and  $\text{CO}_2$  at  $175^\circ\text{C}$ . The wet oxidation rate is  $683\text{ ppm-phenol}/(\text{hr} \times \text{g-catalyst})$  and  $456\text{ ppm-m-cresol}/(\text{hr} \times \text{g-catalyst})$  respectively. Acetic acid was not removed easily with  $\text{Pd/TiO}_2$ . The wet oxidation rate is  $65\text{ ppm}/(\text{hr} \times \text{g-catalyst})$ . 100% of TOC (total

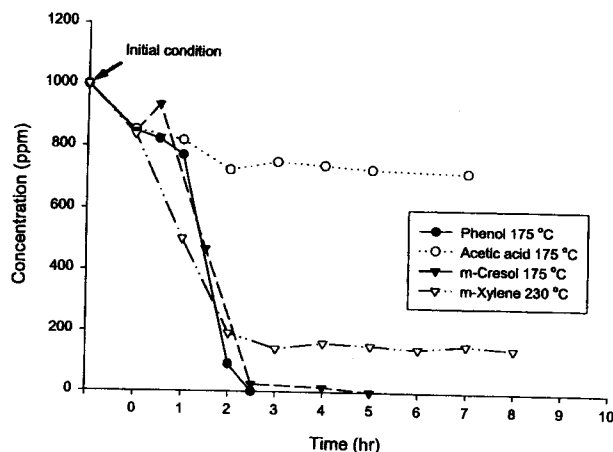


Fig. 1. Wet oxidation of various hydrocarbons over 2 wt%  $\text{Pd/TiO}_2$  (Alfa). ( $175^\circ\text{C}$ , initial oxygen pressure 10 atm, 1 g catalyst).

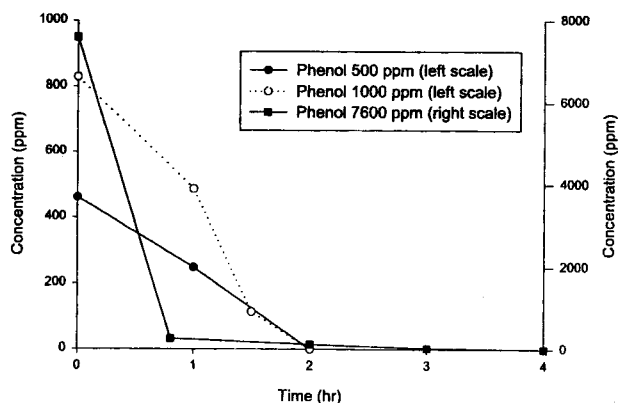
organic carbon) was removed in wet air oxidation of 5000 ppm of acetic acid at  $248^\circ\text{C}$  for 1 hr over  $\text{Cu/Co/Bi}$  oxide catalyst (catalyst concentration is 20 mM). Apparent activation energy was  $105.9\text{ kJ/mol}$  [Imamura et al., 1982]. The removal rate at  $175^\circ\text{C}$  was calculated to be  $416\text{ ppm}/(\text{hr} \times \text{g-catalyst})$ .  $\text{Cu/Co/Bi}$  oxide catalyst is more active by 7 times than  $\text{Pd/TiO}_2$ . The reason why acetic acid was not removed easily can be explained according to the decomposition reaction mechanism of acetic acid suggested by Levec and Smith [1976]. Acetic acid adsorbed on vacant site of  $\text{FeO}$  reacted with oxidized site of catalyst to produce  $\text{HCHO}$  and  $\text{CO}$ .  $\text{HCHO}$  was further oxidized to  $\text{HCOOH}$ . Reaction determining step of this mechanism seems to be an adsorption step of acetic acid, because  $\text{HCHO}$ ,  $\text{HCOOH}$  and  $\text{CO}$  was easily converted to  $\text{CO}_2$  and  $\text{H}_2\text{O}$  [Levec and Smith, 1976]. The more hydrophobic nature of Pd surface of  $\text{Pd/TiO}_2$  will suppress the adsorption of hydrophilic  $\text{CH}_3\text{COOH}$  in the wet oxidation of acetic acid catalyzed over  $\text{Pd/TiO}_2$ .

m-Xylene was hardly decomposed at  $175^\circ\text{C}$ . However, wet oxidation rate of m-xylene over  $\text{Pd/TiO}_2$  was  $323\text{ ppm-m-xylene}/(\text{hr} \times \text{g-catalyst})$  at  $230^\circ\text{C}$  and about 150 ppm of m-xylene was not removed anymore. m-Xylene was not decomposed without catalyst at  $230^\circ\text{C}$ . This result indicates that  $\text{Pd/TiO}_2$  was completely deactivated after reaction of 3 hr with m-xylene. The ESCA analysis of this deactivated catalyst shows the complete blocking of Pd surface with carbonaceous species [Cho et al., 1997]. The formation of carbonaceous species were facilitated at high temperature.

In case of  $\text{Pd/TiO}_2$ , wet oxidation rate of phenol is much higher than m-xylene indicating that hydrocarbons having OH group are more easily oxidized than those having methyl group. Phenoxy radical seems to be an initial radical and to play an important role for complete wet oxidation of phenol.

#### 1-2. Effect of Phenol Concentration

Wet oxidation rate of phenol of different concentration over 2 wt%  $\text{Pd/TiO}_2$  (Strem) are shown in Fig. 2. In wet oxidation of 500 ppm and 1,000 ppm of phenol, the reaction rate was  $462\text{ ppm-phenol}/(\text{hr} \times \text{g-catalyst})$  and  $955\text{ ppm-phenol}/(\text{hr} \times \text{g-catalyst})$ , respectively. When phenol concentration was



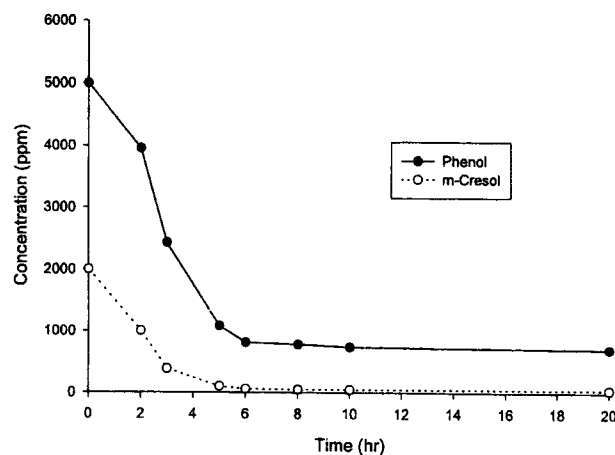
**Fig. 2. Wet oxidation of phenol with different concentration over 2 wt% Pd/TiO<sub>2</sub> (Strem); phenol 500 ppm, 1,000 ppm and 7,600 ppm.** (170 °C, initial oxygen pressure 10 atm, 0.5 g catalyst for 500 and 1,000 ppm, and 1 g catalyst for 7,600 ppm).

7,600 ppm, reaction rate was about 9,000 ppm-phenol/hr·g-catalyst as shown in Fig. 2b. These results indicate that the apparent reaction order of wet oxidation of phenol in 3-phase slurry reactor is first-order which is in agreement with the result of Sanada and Katzer [1974]. The reaction rate during induction period at 145 °C over 10 % CuO on  $\gamma$ -alumina (Harshaw Cu-0803T 1/8) was 108 ppm-phenol/(hr×g-catalyst) and steady state reaction rate was 206 ppm-phenol/(hr×g-catalyst) in WAO of 4,600 ppm of phenol. In two regions, the reaction orders of phenol are first-order [Sanada and Katzer, 1974]. However, Ohta et al. [1980] reported that the reaction order of phenol is 0.44 and that of oxygen is 0.55 in a rotating basket reactor over the same catalyst with Sanada and Katzer's. The catalytic activity of Pd/TiO<sub>2</sub> is much higher than CuO/ $\gamma$ -alumina.

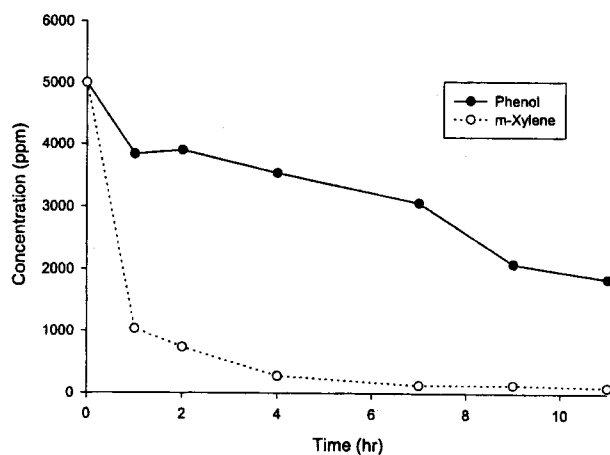
When the reaction rate determining step is an adsorption of phenol in aqueous phase on catalyst surface and the concentration of phenol is very low, the reaction rate is proportional to the concentration of phenol. The second possible mechanism is that phenol in aqueous phase can react with oxygen adsorbed on catalyst surface like Eley-Rideal mechanism. The third is that surface oxygen on catalyst can react with phenol in aqueous phase to form peroxy or phenoxy radicals that contribute wet oxidation of phenol. The reaction order will be first-order in these cases.

#### 1-3. Effect of Combination of Hydrocarbon

Wet oxidation of 5,000 ppm of phenol and 5,000 ppm of m-cresol ppm was performed at 170 °C over 2 wt% Pd/TiO<sub>2</sub> (Strem) catalyst as shown in Fig. 3. The reaction rate was 930 ppm-phenol/(hr×g-catalyst) and 270 ppm-m-cresol/(hr×g-catalyst), respectively. Catalyst was deactivated after the reaction of 6 hr. Because 7,600 ppm of phenol in absence of m-cresol was completely decomposed over Pd/TiO<sub>2</sub>, it can be suggested that hardly-degradable intermediates or polymers seems to be more easily produced in the presence of m-cresol having methyl group, and deposited on the surface of catalyst. The wet oxidation with both 5,000 ppm of m-xylene and phenol gave a similar result as shown in Fig. 4. m-Xy-



**Fig. 3. Wet oxidation of the mixture of phenol and m-cresol over 2 wt% Pd/TiO<sub>2</sub> (Strem).** (175 °C, initial oxygen pressure 10 atm, 1 g catalyst).

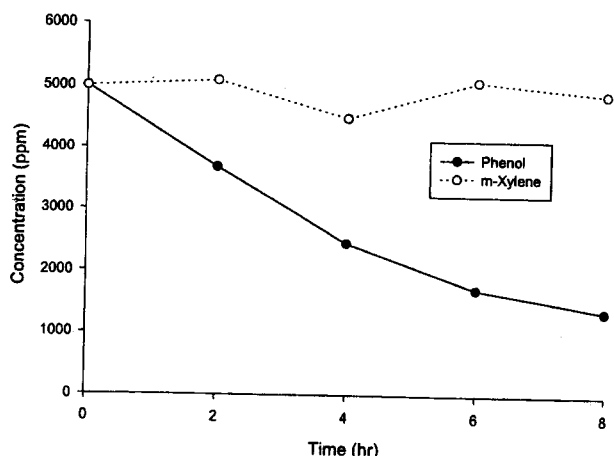


**Fig. 4. Wet oxidation of the mixture of phenol and m-xylene over 2 wt% Pd/TiO<sub>2</sub> (Strem).** (170 °C, initial oxygen pressure 10 atm, 1 g catalyst).

lene was not decomposed in the absence of phenol at 175 °C. This result indicates that phenol was converted to a radical which initiates the decomposition of xylene at 175 °C. Because TiO<sub>2</sub> is known as a hydrophobic support, m-cresol and m-xylene could be adsorbed on catalyst surface better than phenol. The faster wet oxidation rate of m-xylene and m-cresol might be explained by the assumption that the reaction pathway on the surface of catalyst is dominated over the reaction pathway in aqueous phase.

#### 1-4. Wet Oxidation Without Catalyst and With TiO<sub>2</sub> Only

Wet oxidation of 5,000 ppm of phenol and 5,000 ppm of m-xylene without catalyst are shown in Fig. 5. Phenol decomposition rate was 475 ppm-phenol/hr in steady state and m-xylene was almost not decomposed. Phenol could be removed even without catalyst in a homogeneous aqueous phase reaction. Removal rates of phenol without catalyst reported by Baillod are 1,410 ppm-phenol/hr at 204 °C, 2,369 ppm-phenol/hr at 232 °C, and 3,328 ppm-phenol/hr at 260 °C [Baillod et al., 1982]. However, formic acid, acetic acid, succinic acid, acetone and acetaldehyde were produced and not decompos-

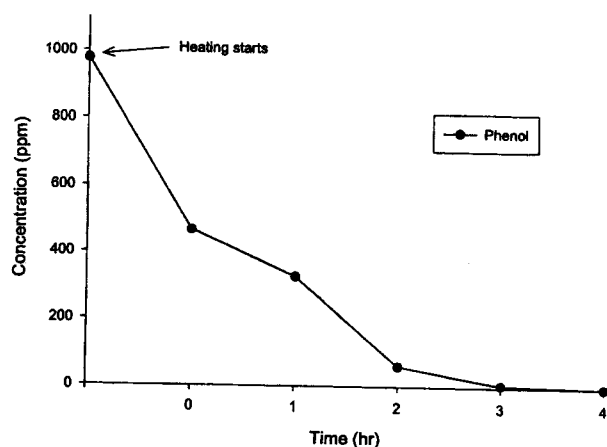


**Fig. 5. Wet oxidation of phenol and m-xylene without catalyst.**  
(170 °C, initial oxygen pressure 10 atm).

ed further easily. Acrolein, phenol, formic acid, chloroform and toluene are decomposed easily at 275 °C in wet air oxidation without catalyst [Dietrich et al., 1985].

As shown in Fig. 5, m-xylene was not decomposed at all in the absence of catalyst, indicating that surface reaction plays an important role in dissociation of m-xylene. Phenol could produce radicals in aqueous phase without catalyst. However, the decomposition of phenol without catalyst is quite low and produces a large amount of hardly-degradable organic compounds.

In wet oxidation of 1,000 ppm of phenol over  $\text{TiO}_2$  (Strem), the reaction rate was 204 ppm-phenol/(hr  $\times$  g-catalyst) as shown in Fig. 6. Even without Pd, phenol was completely removed in 4 hr.  $\text{TiO}_2$  might play some role as a catalyst. However, it was known that phenol can be removed easily without catalyst. The reaction order of phenol without catalyst is one, and the reaction rate of phenol without catalyst was 95 ppm-phenol/hr. In comparison with Fig. 2, the ratio of the extent in heterogeneous reaction to homogeneous reaction was 9 : 1 in wet oxidation of 1,000 ppm of phenol over 2 wt% Pd/ $\text{TiO}_2$ . The ratio of phenol decomposition reaction rate on Pd,  $\text{TiO}_2$



**Fig. 6. Wet oxidation of phenol over  $\text{TiO}_2$  (Strem).**  
(170 °C, initial oxygen pressure 10 atm, 1 g catalyst).

and in aqueous phase was about 7.9 : 1.1 : 1. As reported by Levec and Pintar [1994], when the portion of heterogeneous reaction was large, the production of hardly-degradable organic compounds and polymers was decreased. The production of hardly-degradable organic intermediates was not observed in the wet oxidation of phenol catalyzed over 2 wt% Pd/ $\text{TiO}_2$  (Strem). Other oxide catalysts produced hardly-degradable organic intermediates resulting in the incomplete oxidation of hydrocarbons [Mishra et al., 1995].

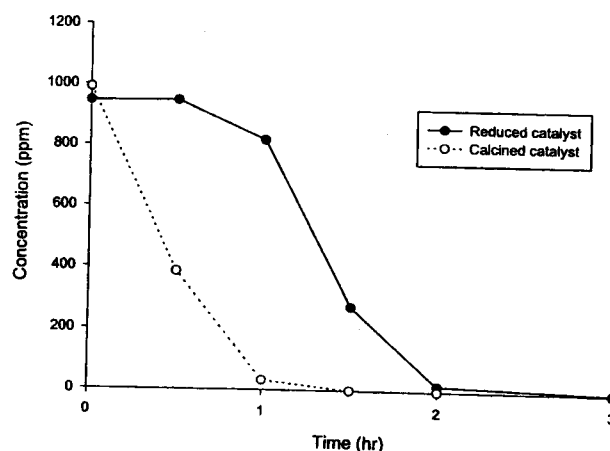
#### 1-5. Effect of Oxidation State of Pd

Wet oxidation rates catalyzed over Pd/ $\text{TiO}_2$  (Strem) in reduced and calcined states are shown in Fig. 7. In the reaction over reduced catalyst, induction period was observed. Reaction rates were 958 ppm-phenol/(hr  $\times$  g-catalyst) and 801 ppm-phenol/(hr  $\times$  g-catalyst) respectively in rapid reaction region. Pd in reduced state needs an induction time to generate an oxidized Pd species.

Sanada and Katzer [1974] first reported that free radicals were involved in wet oxidation mechanism of phenol with 10 % CuO/ $\gamma$ -alumina commercial catalyst (Harshaw Cu-0803T 1/8). Induction periods were frequently observed in homogeneous oxidation which was explained by a free-radical mechanism. It was suggested that these radicals produced on catalyst surface would react with hydrocarbons in aqueous phase, and were finally terminated in aqueous phase or on catalyst surface. Free radicals were initiated with dissociative adsorption of phenol or decomposition of hydrogen peroxide on catalyst surface [Sanada and Katzer, 1974]. However, the time to produce radicals is relatively short in wet oxidation over calcined 2 wt% Pd/ $\text{TiO}_2$  as shown in Fig. 7. Hence, induction period in reduced catalyst is the time needed to produce PdO, the active site of wet oxidation of phenol.

#### 1-6. Effect of Crystalline Structure of Support

2 wt% Pd catalysts supported on  $\text{TiO}_2$  which have two different crystalline structures, rutile and anatase were used in wet oxidation of 1,000 ppm of phenol. The support from Strem (surface areas of Strem is 2-3  $\text{m}^2/\text{g}$ ) has a rutile crystalline structure. The supports from Alfa and Degussa (surface area 10 and 13  $\text{m}^2/\text{g}$ , respectively) have an anatase crystalline struc-



**Fig. 7. Presence of induction period in reduced catalyst.**  
(170 °C, initial oxygen pressure 10 atm, 2 wt% Pd/ $\text{TiO}_2$  (Strem) 1 g).

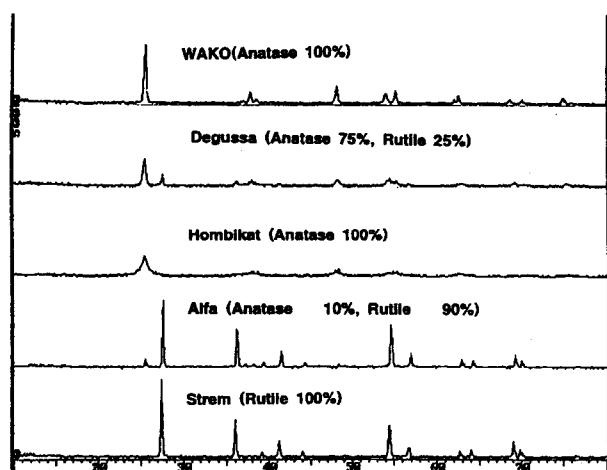


Fig. 8. XRD patterns of various  $\text{TiO}_2$  supports.

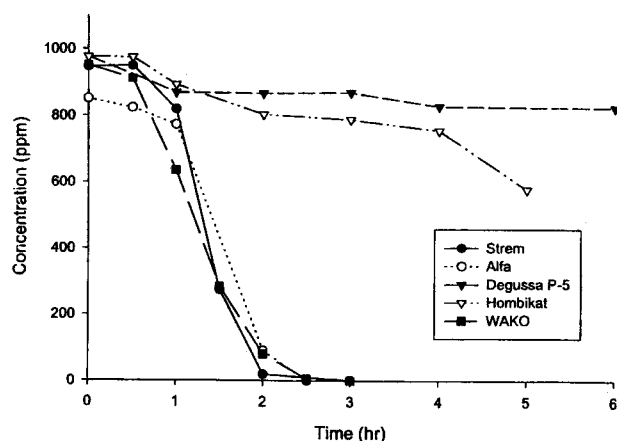


Fig. 9. Effect of  $\text{TiO}_2$  supports on the activity of reduced 2 wt% Pd/ $\text{TiO}_2$  in WAO of phenol.

(175 °C, initial oxygen pressure 10 atm, 2 wt% Pd catalyst 1 g).

ture mixed with a rutile structure. The supports from Hombikat and WAKO (surface area 50 and 13  $\text{m}^2/\text{g}$ , relatively) have a pure anatase structure. XRD patterns of crystalline structure of  $\text{TiO}_2$  are shown in Fig. 8. As shown in Fig. 9, the catalyst supported on rutile  $\text{TiO}_2$  showed a higher activity. The metal dispersion of catalysts supported on Strem and Alfa were lower (3 % and 7 % respectively) than that of WAKO (22 %)

or that of Degussa (52 %) or Hombikat (57 %). This result indicates that larger particles of Pd on catalyst surface are superior to smaller ones in the formation of active phase. The larger Pd particles have an advantage in the formation of PdO and in maintaining PdO phase. It can be speculated that smaller particle size of Pd might be converted easily to Pd(OH)<sub>x</sub> species during the reaction.

## 2. Pd Catalysts Supported on Hydrophobic Supports

Pd catalyst supported on ZSM-5 was used to decompose phenol and m-xylene as shown in Table 1. Incipient wetness method was used to prepare catalyst. In decomposition reaction of 5,000 ppm of phenol and 2,000 ppm of m-xylene, the reaction rate of phenol was 417 ppm-phenol/(hr × g-catalyst) and that of m-xylene was 94 ppm-m-xylene/(hr × g-catalyst). This result indicates that hydrophobic m-xylene selectively absorbed on catalyst surface prevents phenol from adsorbing on catalyst surface and from producing radicals for wet oxidation.

The wet oxidation of 5,000 ppm of phenol and 5,000 ppm of m-xylene over 2 wt% Pd catalyst supported on support prepared by sol-gel method are shown in Table 1. MTEOS (methyl triethoxy silane) and TEOS (tetraethoxy silane) were used as a Si precursor for support to prepare 2 wt% Pd/( $\text{TiO}_2 + \text{SiO}_2$ /MTEOS+TEOS). The mixing ratio was 1 : 1. 77 % of phenol and 7 % of m-xylene were decomposed within 9 hr. When methyl triethoxy silane was used as a Si source for support to prepare 2 wt% Pd/( $\text{TiO}_2 + \text{SiO}_2$ /MTEOS), 5 % of phenol and 38 % of m-xylene were decomposed within 6 hr. These results indicate that the adsorption of hydrocarbons on hydrophobic support is not the most important step in wet oxidation of hydrocarbons.

## 3. Pd Catalysts Supported on Various Supports

2 wt% Pd catalyst supported on  $\text{ZrO}_2$  (MEL chemical, 10 nm diameter) were used to decompose 1,000 ppm of phenol. The reaction rate [111 ppm-phenol/(hr × g-catalyst)] is much smaller than that [955 ppm-phenol/(hr × g-catalyst)] of 2 wt% Pd/ $\text{TiO}_2$  (Strem) as shown in Table 1. The Pd dispersion of 2 wt% Pd/ $\text{ZrO}_2$  was 65 %. This high dispersion of Pd might be the reason why Pd/ $\text{ZrO}_2$  has smaller catalytic activity.

2 wt% Pd catalyst supported on mesoporous MCM-41 were used in wet oxidation of 5,000 ppm of phenol and 5,000 ppm of m-xylene. The reaction rate of phenol was 304 ppm-phenol/(hr × g-catalyst) and that of m-xylene was 130 ppm-phenol/(hr × g-catalyst) as shown in Table 1. The removal rate

Table 1. Activities of Pd catalysts supported on hydrophobic supports,  $\text{ZrO}_2$ , MCM-41 and activated carbon (170 °C, initial oxygen pressure 10 atm, 1 g catalyst)

| Catalyst   | Initial concentration                  | Reaction rate at steady state                                      |
|--|--|--|
| 2 wt% Pd/ZSM-5   | Phenol 5,000 ppm<br>m-Xylene 2,000 ppm | 417 ppm-phenol/hr · g-catalyst<br>94 ppm-m-xylene/hr · g-catalyst  |
| 2 wt% Pd/( $\text{TiO}_2 + \text{SiO}_2$ )<br>[MTEOS+TEOS] | Phenol 5,000 ppm<br>m-Xylene 5,000 ppm | 500 ppm-phenol/hr · g-catalyst<br>360 ppm-m-xylene/hr · g-catalyst |
| 2 wt% Pd/( $\text{TiO}_2 + \text{SiO}_2$ )<br>[MTEOS]      | Phenol 5,000 ppm<br>m-Xylene 5,000 ppm | 292 ppm-phenol/hr · g-catalyst<br>500 ppm-m-xylene/hr · g-catalyst |
| 2 wt% Pd/ $\text{ZrO}_2$                                   | Phenol 1,000 ppm                       | 111 ppm-phenol/hr · g-catalyst                                     |
| 2 wt% Pd/MCM-41  | Phenol 5,000 ppm<br>m-Xylene 5,000 ppm | 304 ppm-phenol/hr · g-catalyst<br>130 ppm-m-xylene/hr · g-catalyst |
| 2 wt% Pd/activated carbon                                  | Phenol 500 ppm                         | 85 ppm-phenol/hr · g-catalyst                                      |

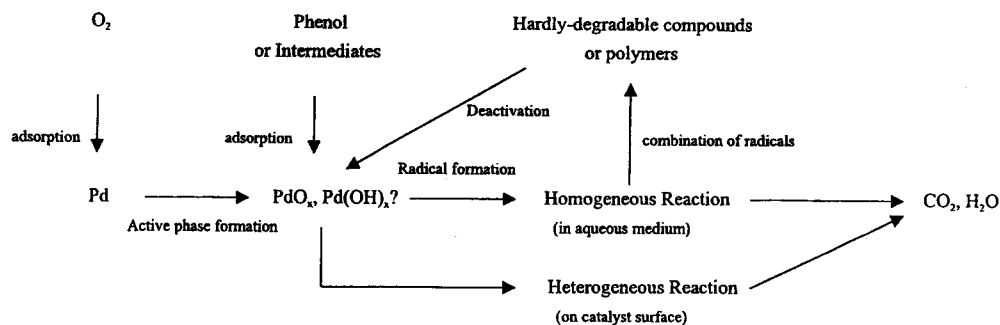


Fig. 10. Plausible wet oxidation mechanism of phenol.

of phenol was one third and that of m-xylene was a half in comparison with reaction rate over 2 wt% Pd/TiO<sub>2</sub> (Strem).

2 wt% Pd catalyst supported on activated carbon was used in wet oxidation of phenol 500 ppm. Reaction rate in steady state period was 85 ppm-phenol/hr·g-catalyst as shown in Table 1. However, most of phenol seems to be adsorbed on activated carbon. Adsorption of hydrocarbons on activated carbon did not increase wet oxidation rate of phenol.

#### 4. Detection of Intermediates during Wet Oxidation

In wet oxidation of phenol, m-cresol and m-xylene over 2 wt% Pd/TiO<sub>2</sub> (Strem), the amount of intermediates species was much smaller than in wet oxidation over other catalysts. After extended period of wet oxidation of phenol, not any intermediates were detected. Acetic acid was reported as an intermediate in wet oxidation of phenol over CuO/ZnO catalyst by Levec and Pintar [1995]. However, acetic acid was not detected in wet oxidation of phenol, m-cresol and m-xylene over Pd/TiO<sub>2</sub>. When Pd/ZSM-5 was used as a catalyst, acetic acid was detected in wet oxidation of phenol and m-xylene. This result indicates that intermediate species and reaction pathway in catalytic wet oxidation must be varied with catalysts. Pd/TiO<sub>2</sub> has an advantage in not producing acetic acid as an intermediate and can remove TOC more efficiently.

The stable intermediate species during wet air oxidation of 1,000 ppm of phenol and xylene over 1 wt% Pd/TiO<sub>2</sub> catalyst (Strem) at 170°C for 8 hr were analyzed with GC-MS. The species having lower molecular weight than those of phenol and m-xylene are acrylic acid, acrylic aldehyde, formaldehyde as well as some other species. Compounds having molecular weight higher than that of phenol and m-xylene are 2-methyl-benzaldehyde, 4-methyl benzaldehyde, 3-(2-hydroxyphenyl)-2-propenoic acid, dihydrobenzofuran and (E)-2-propenoic acid. Hydrocarbons of higher molecular weight higher than 250 can not be detected with GC-MS.

It can be suggested that from this intermediate analysis, phenoxy, peroxy and propenoic radicals are produced. Polymerization, combination, and the reaction of these radicals with other radicals or stable intermediates in aqueous phase can produce hardly-degradable hydrocarbons with high molecular weight and reduce the efficiency of catalytic wet oxidation.

#### 5. Reaction Mechanism

The reaction mechanism was proposed based on our results as shown in Fig. 10. O<sub>2</sub> or H<sub>2</sub>O was adsorbed on catalyst surface and generated Pd-O species. Phenol was adsorbed on oxidized catalyst surface and reacted with oxygen in PdO to

form phenoxy or peroxy radicals on catalyst surface and in aqueous phase. Reduced Pd was reoxidized by O<sub>2</sub>. If this redox cycle on the catalyst surface is fast, the possibility to produce hardly-degradable intermediates or polymers in aqueous phase can be suppressed. These hardly-degradable intermediates and polymers can be adsorbed on catalyst surface to block active sites. Hydrocarbons with lower molecular weight can be easily converted to CO<sub>2</sub> and H<sub>2</sub>O except for acetic acid. However, hydrocarbons of low molecular weight can produce hydrocarbons of high molecular weight in the reaction with other radicals in aqueous phase. The wet oxidation reaction on the surface of Pd/TiO<sub>2</sub> catalyst is more effective than wet oxidation in aqueous phase.

### CONCLUSIONS

Novel Pd catalysts supported on TiO<sub>2</sub> show a good activity in wet oxidation of phenol. Large particles of Pd on TiO<sub>2</sub> support show a higher activity in WAO of phenol. It was suggested that smaller Pd cluster was deactivated more rapidly via the formation of Pd(OH)<sub>x</sub>.

The active site of Pd/TiO<sub>2</sub> catalyst in WAO of phenol is oxidized Pd phase, mainly PdO. PdO is reduced by the reaction with hydrocarbons adsorbed on catalyst surface or those in aqueous phase to produce oxygenated radicals. Pd is reoxidized by the reaction with oxygen supplied from aqueous phase.

In catalytic wet air oxidation over Pd/TiO<sub>2</sub> catalyst, the aromatic compounds having OH group are dissociated more easily than those with alkyl functional group. Phenol and m-cresol can produce radicals for wet oxidation at 175°C without catalyst. However, m-xylene cannot generate radicals without catalyst even at 230°C. m-Xylene was not wet oxidized at 175°C with Pd/TiO<sub>2</sub> catalyst. However, the presence of phenol at 175°C initiated the wet oxidation of m-xylene via the attack of phenoxy radical on m-xylene.

### ACKNOWLEDGEMENT

This work is financially supported by Dae-lim Engineering Co. Ltd.

### REFERENCES

Baillod, C. R., Faith, B. M. and Masi, O., "Fate of Specific

- Pollutants during Wet Oxidation and Ozonation", *Environ. Prog.*, **1**(3), 217 (1982).
- Bouquet-Somrani, C., Finiels, A., Graffin, P. and Olive, J. L., "Photocatalytic Degradation of Hydroxylated Biphenyl Compounds", *Appl. Catal.*, **8**, 101 (1996).
- Cho, S. I., Kim, D. S. and Woo, S. I., "Wet Oxidation Mechanism Study by ESCA", *J. Catal.*, to be submitted.
- Dietrich, M. J., Randall, T. L. and Canney, P. J., "Wet Air Oxidation of Hazardous Organics in Wastewater", *Environ. Prog.*, **4**(3), 171 (1985).
- Grover, G. S. and Chaudhari, R. V., "Liquid Phase Catalytic Oxidation of Butene to Methyl Ethyl Ketone: a Kinetic Study", *J. Molecular Catal.*, **49**, 143 (1989).
- Groyna, E. F. and Li, L., "Supercritical Water Oxidation Research and Development Update", *Environ. Prog.*, **14**(3), 182 (1995).
- Hwang, B. J., "Induction Model for Heterogeneously-catalyzed Liquid Phase Oxidation of Aldehydes", *Ind. Eng. Chem. Res.*, **33**, 1897 (1994).
- Imamura, S. I., Hirano, A. and Kawabata, N., "Wet Oxidation of Acetic Acid Catalyzed by Co-Bi Complex Oxides", *Ind. Eng. Chem. Res. Dev.*, **21**, 570 (1982).
- Jin, L. and Abraham, M. A., "Low-temperature Catalytic Oxidation of 1,4-Dichlorobenzene", *Ind. Eng. Chem. Res.*, **30**, 89 (1991).
- Kim, K. N., Cho, S. I. and Woo, S. I., "Wet Oxidation of Organic Chemicals in Wastewater", *Catalysis*, **11**(1), 48 (1995).
- Levec, J. and Pintar, A., "Catalytic Oxidation of Aqueous Solutions of Organics. An Effective Method for Removal of Toxic Pollutant from Waste Waters", *Catal. Today*, **24**, 51 (1995).
- Li, L., Chen, P. and Gloyna, E. F., "Generalized Kinetic Model for Wet Oxidation of Organic Compounds", *AIChE J.*, **37**(11), 1687 (1991).
- Mishra, V. S., Mahajani, V. V. and Joshi, J. B., "Wet Air Oxidation", *Ind. Eng. Chem. Res.*, **34**, 2 (1995).
- Nemerow, N. L. and Dasgupta, A., "Industrial and Hazardous Waste Treatment", Van Nostrand Reinhold, 161 (1991).
- Ohta, H., Goto, S. and Teshima, H., "Liquid-phase Oxidation of Phenol in a Rotating Catalytic Basket Reactor", *Ind. Eng. Chem. Fundam.*, **19**, 180 (1980).
- Pintar, A. and Levec, J., "Catalytic Liquid-phase Oxidation of Phenol Aqueous Solutions: a Kinetic Investigation", *J. Catal.*, **35**, 140 (1994).
- Sanada, A. and Katzer, R., "Catalytic Oxidation of Phenol in Aqueous Solution over Copper Oxide", *Ind. Eng. Chem. Fundam.*, **13**(2), 127 (1974).
- Subbanna, P., Greene, H. and Desal, F., "Catalytic Oxidation of Polychlorinated Biphenyls in a Monolith Reactor System", *Environ. Sci. Technol.*, **22**, 557 (1988).
- Zimmermann, F. J. and Diddams, D. G., "The Zimmermann Process and Its Application to the Pulp and Paper Industry", *Tappi*, **43**, 710 (1960).